

19" Wall mount cabinets *ECONOMIC* series



General

ATLAS ECONOMIC series of wall mounted cabinets; serve the purpose of small or medium-sized network installation. Maximizing the load capacity and strength of the cabinet, the main carcass profiles riveted to the upper and lower frames of the cabinet's steel structure. Mounting rails can be adjusted along the depth of the cabinet as per your needs. The wall-mountable structure increases functionality and provides multiple solutions in small areas. In addition to heavy-duty structure, metal frame and glass front door completes elegant and aesthetic visuality.

Structure

Maximizing the load capacity and strength of the cabinet, the main carcass profiles riveted to the upper and lower frames of the cabinet's steel structure.

Size Options

With two different depth dimensions (450mm - 600mm) and 4 different U height options (7U - 9U- 12U - 16U), with 8 different size options, ATLAS BASIC series provides solutions for all kinds of needs about optimum volume and cost.

Front Door

Front door model is full-length glass door with metal frame; 4mm smoked, tempered and high fracture resistance with cam lock. Front glass door with spring-loaded hinge system allows changing opening direction when required without any use of tools.

Rear Door

There are mounting holes on the rear panel of the cabinets that can be used as fixing pattern. Due to this feature, cabinets could be fixed to the wall easily. After fixing the rear panel to the wall, the cabinet to be hanged over the rear panel. Rear panels are mechanically screwed to the main module from top and bottom by two screws for each.

Ventilation

Two ventilation holes on the top cover allow to passive ventilation by convection when the fan module is not assembled and active ventilation when the fan module is assembled.

Cable Entry

3 way cable access provided by the cable entry holes on the rear panel, top and bottom sheet.

Side Panels

Easily removable side panels quick access to inside enclosure.

Multiple Access

By the ability of 3 ways access of ATLAS ECONOMIC series; assembly, maintenance and repair can be done easily.

U Numbering

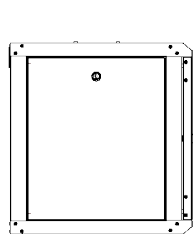
U numbering is printed with serigraphy to the mounting rails of the cabinet which helps to index of the devices housed in the cabinet.

Key features

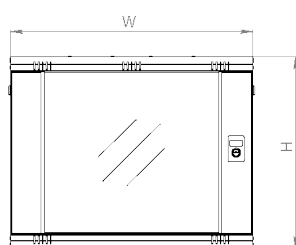
- Material: 0,8mm DKP
- IP classification: IP20 as a standard, IP40 when solid metal panel applied for all access
- Loading capacity: recommended up to 80kg loading capacity
- Doors: door options are available, doors can be opened to 236 degree, single point locking system, doors can be opened to left or right direction
- Mounting rails: 19" mounting rails, adjustable in depth of the cabinet, 1,5mm DX51D
- Side panels: removable side panels
- Bottom: PVC cable entry cover is available
- Rear door: PVC cable entry cover is available, rear door can be use as mounting pattern, rear door options are available
- Ground contact: levelling feet options are available
- Top sheet: punch out plate for the cable entry
- Available colors: Light Grey (RAL 7035) and Black (RAL 9005)

Technical drawings

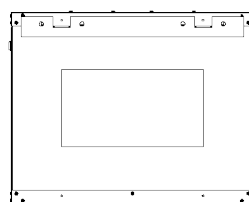
Wall mount cabinets W=600 D=450/600



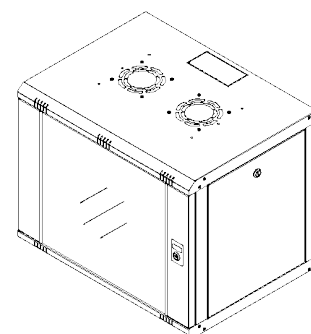
SIDE VIEW



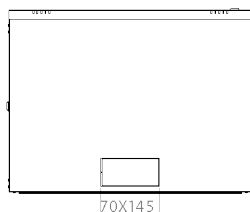
FRONT VIEW



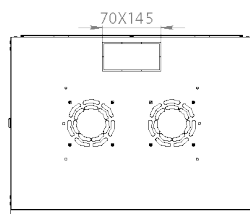
REAR VIEW



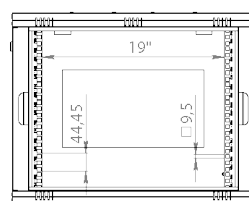
ISOMETRIC VIEW



BOTTOM VIEW



TOP VIEW



FRONT VIEW WITHOUT DOOR

Product code informations

19" Atlas BASIC Wall mount cabinets W=600 D=450/600

Product code	Description	Height in U	Width (mm)	Depth (mm)	Height (mm)	Weight (Net kg)	Weight (Gross kg)
ATN 07U-60/45-EC-X	07U 19" Atlas ECONOMIC wall mount cabinet W=600 D=450	07U	600	450	385	18	19
ATN 07U-60/60-EC-X	07U 19" Atlas ECONOMIC wall mount cabinet W=600 D=600	07U	600	600	385	21	22

Datasheet



ATN 09U-60/45-EC-X	09U 19" Atlas ECONOMIC wall mount cabinet W=600 D=450	09U	600	450	474	21	22
ATN 09U-60/60-EC-X	09U 19" Atlas ECONOMIC wall mount cabinet W=600 D=600	09U	600	600	474	24	25
ATN 12U-60/45-EC-X	12U 19" Atlas ECONOMIC wall mount cabinet W=600 D=450	12U	600	450	607	26	27
ATN 12U-60/60-EC-X	12U 19" Atlas ECONOMIC wall mount cabinet W=600 D=600	12U	600	600	607	29	30,5
ATN 16U-60/45-EC-X	16U 19" Atlas ECONOMIC wall mount cabinet W=600 D=450	16U	600	450	785	32	34
ATN 16U-60/60-EC-X	16U 19" Atlas ECONOMIC wall mount cabinet W=600 D=600	16U	600	600	785	35	36,5

X - "B" for the black color